

Moderna 29Dec20a

Moderna 29Dec20b

Moderna 29Dec20c

Moderna 29Dec20d

Moderna 29Dec20e

Moderna 29Dec20f

Moderna 29Dec20g

Moderna 29Dec20h

Moderna 29Dec20i

Moderna 29Dec20j

Moderna 29Dec20k

Moderna 29Dec20l

Moderna 29Dec20m

SEBI- Statutory Declaration-Stock

# Daily MRNA.O

12/7/2018 - 2/5/2021 (EST)

BarOHLC, MRNA.O, Trade Price, 12/28/2020, 120.04, 122.88, 111.05, 111.40, -11.990000, (-9.72%)

Wave 3 was extended to reach 261.8% projection of wave 1



# Daily MRNA.O

12/7/2018 - 2/5/2021 (EST)

BarOHLC, MRNA.O, Trade Price, 12/28/2020, 120.04, 122.88, 111.05, 111.40, -11.990000, (-9.72%)

Price USD  
170.00  
160.00  
150.00  
140.00  
130.00  
120.00  
110.00  
100.00  
90.00  
80.00  
70.00  
60.00  
50.00  
40.00  
30.00  
20.00  
10.00  
0.00

Minor wave v inside wave 3 was 100% of 0-iii

1

2

i

ii

iii

iv

v

3

100.0% - 82.91

0.0% - 44.72

111.40

.12

Jan | Feb | Mar | Apr | May | Jun | Jul | Aug | Sep | Oct | Nov | Dec | Jan | Feb | Mar | Apr | May | Jun | Jul | Aug | Sep | Oct | Nov | Dec | Jan | Feb  
Q1 2019 | Q2 2019 | Q3 2019 | Q4 2019 | Q1 2020 | Q2 2020 | Q3 2020 | Q4 2020 | Q1 21

545 Data Period

<< <

>> >

# Daily MRNA.O

12/7/2018 - 2/5/2021 (EST)

BarOHLC, MRNA.O, Trade Price, 12/28/2020, 120.04, 122.88, 111.05, 111.40, -11.990000, (-9.72%)

Wave 5 was 61.8% of 0-3.  
Thus, we have  
completed wave 1 of a  
higher degree there.



545 Data Period

>>

# Daily MRNA.O

12/7/2018 - 2/5/2021 (EST)

BarOHLC, MRNA.O, Trade Price, 12/28/2020, 120.04, 122.88, 111.05, 111.40, -11.990000, (-9.72%)

Wave 2 was 50% of wave 1. That means it can be viewed as either a shallow or deep correction!





# Daily MRNA.O

12/7/2018 - 2/5/2021 (EST)

BarOHLC, MRNA.O, Trade Price, 12/28/2020, 120.04, 122.88, 111.05, 111.40, -11.990000, (-9.72%)

Wave 3 ended around the 150% projection of wave 1. Remember, 150 is midway between the two standard Fib targets of 138.2 and 161.8%



# Daily MRNA.O

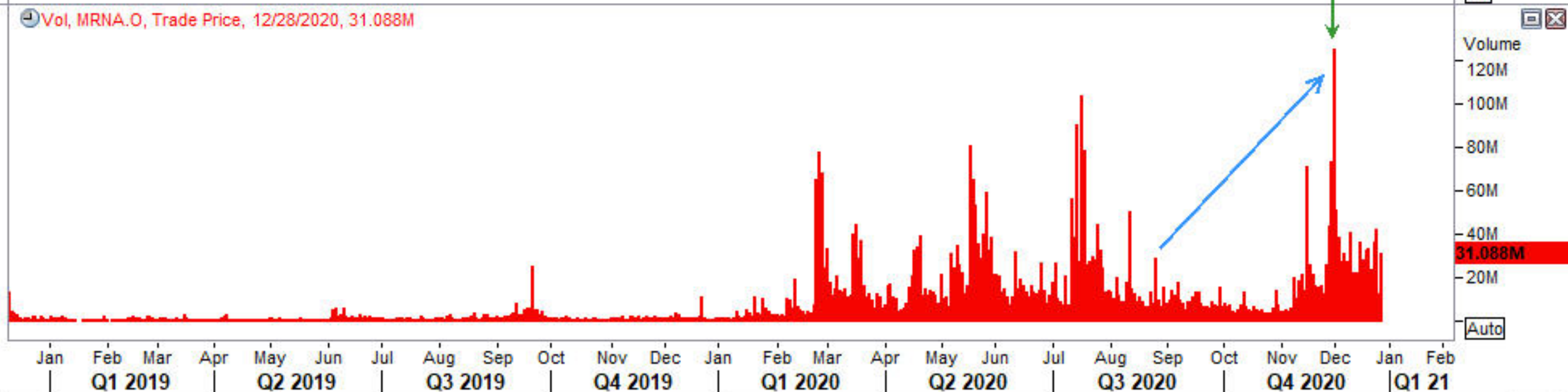
12/7/2018 - 2/5/2021 (EST)

BarOHLC, MRNA.O, Trade Price, 12/28/2020, 120.04, 122.88, 111.05, 111.40, -11.990000, (-9.72%)

Wave 3 is accompanied by a sharp rise in volume



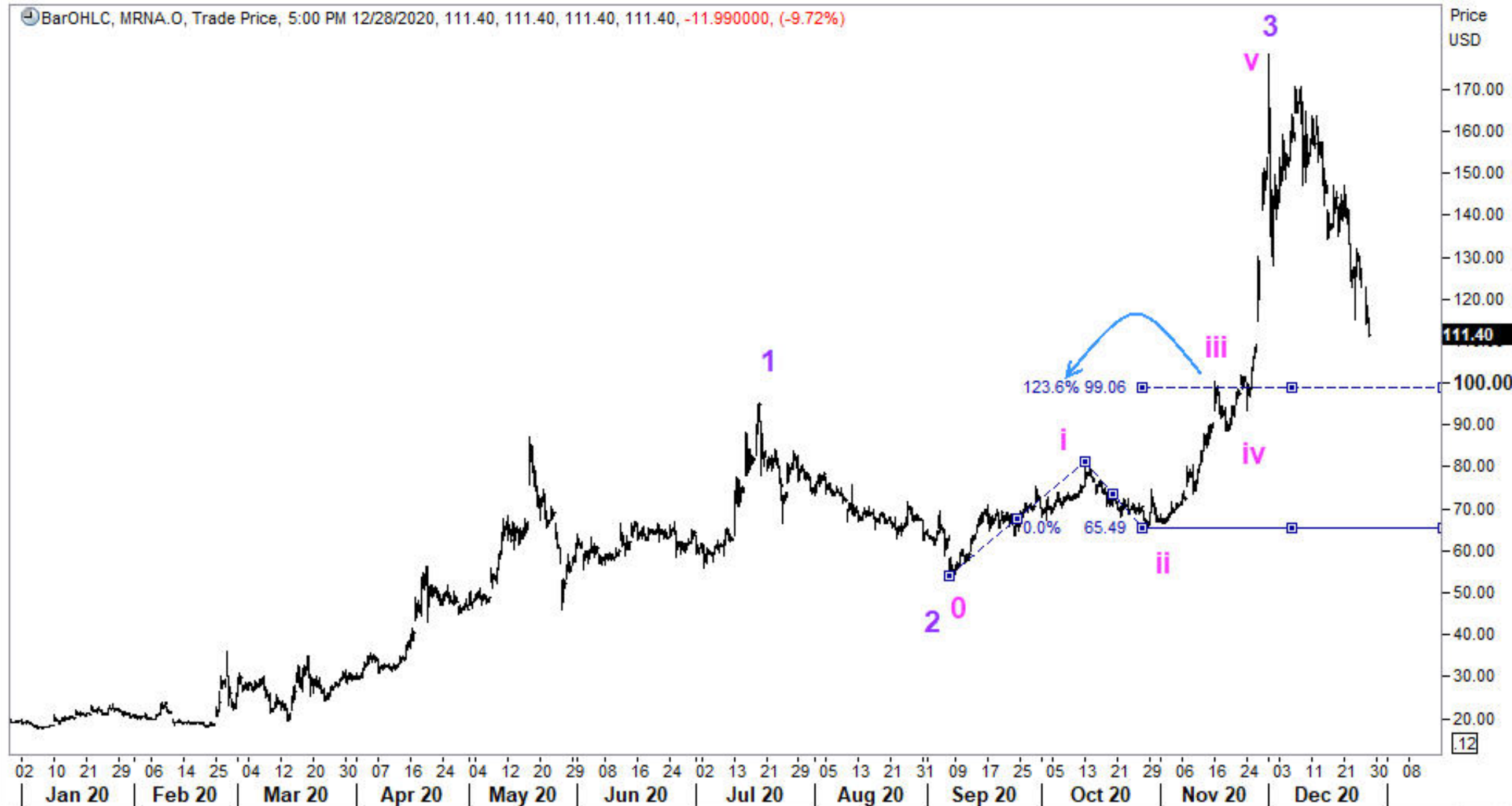
Vol, MRNA.O, Trade Price, 12/28/2020, 31.088M



# Hourly MRNA.O

10:00 AM 12/30/2019 - 11:00 AM 1/18/2021 (EST)

BarOHLC, MRNA.O, Trade Price, 5:00 PM 12/28/2020, 111.40, 111.40, 111.40, 111.40, -11.990000, (-9.72%)





# Hourly MRNA.O

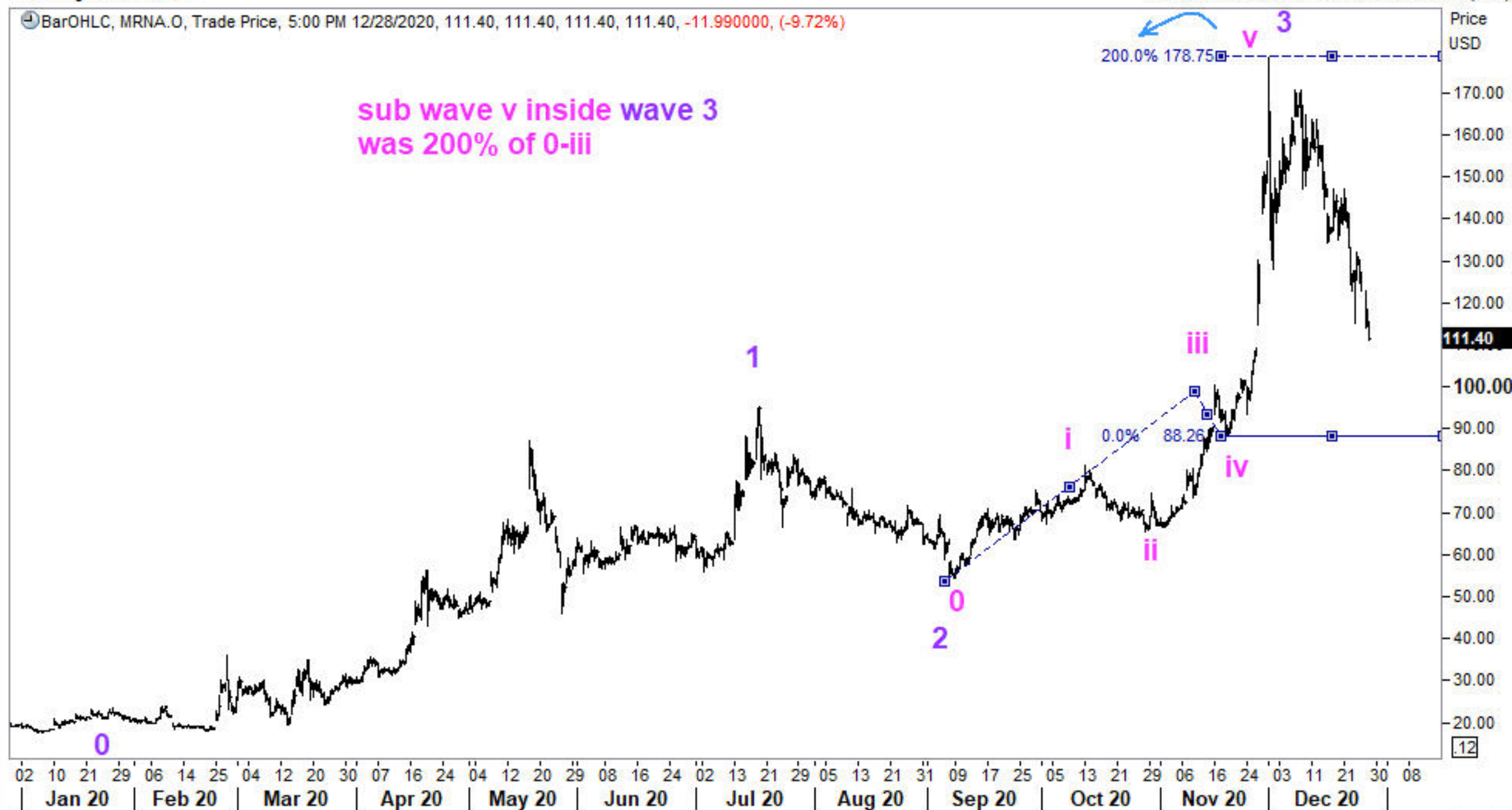
10:00 AM 12/30/2019 - 11:00 AM 1/18/2021 (EST)

BarOHLC, MRNA.O, Trade Price, 5:00 PM 12/28/2020, 111.40, 111.40, 111.40, 111.40, -11.990000, (-9.72%)

sub wave v inside wave 3  
was 200% of 0-iii

200.0% 178.75 v 3

Price USD  
170.00  
160.00  
150.00  
140.00  
130.00  
120.00  
111.40  
100.00  
90.00  
80.00  
70.00  
60.00  
50.00  
40.00  
30.00  
20.00  
12

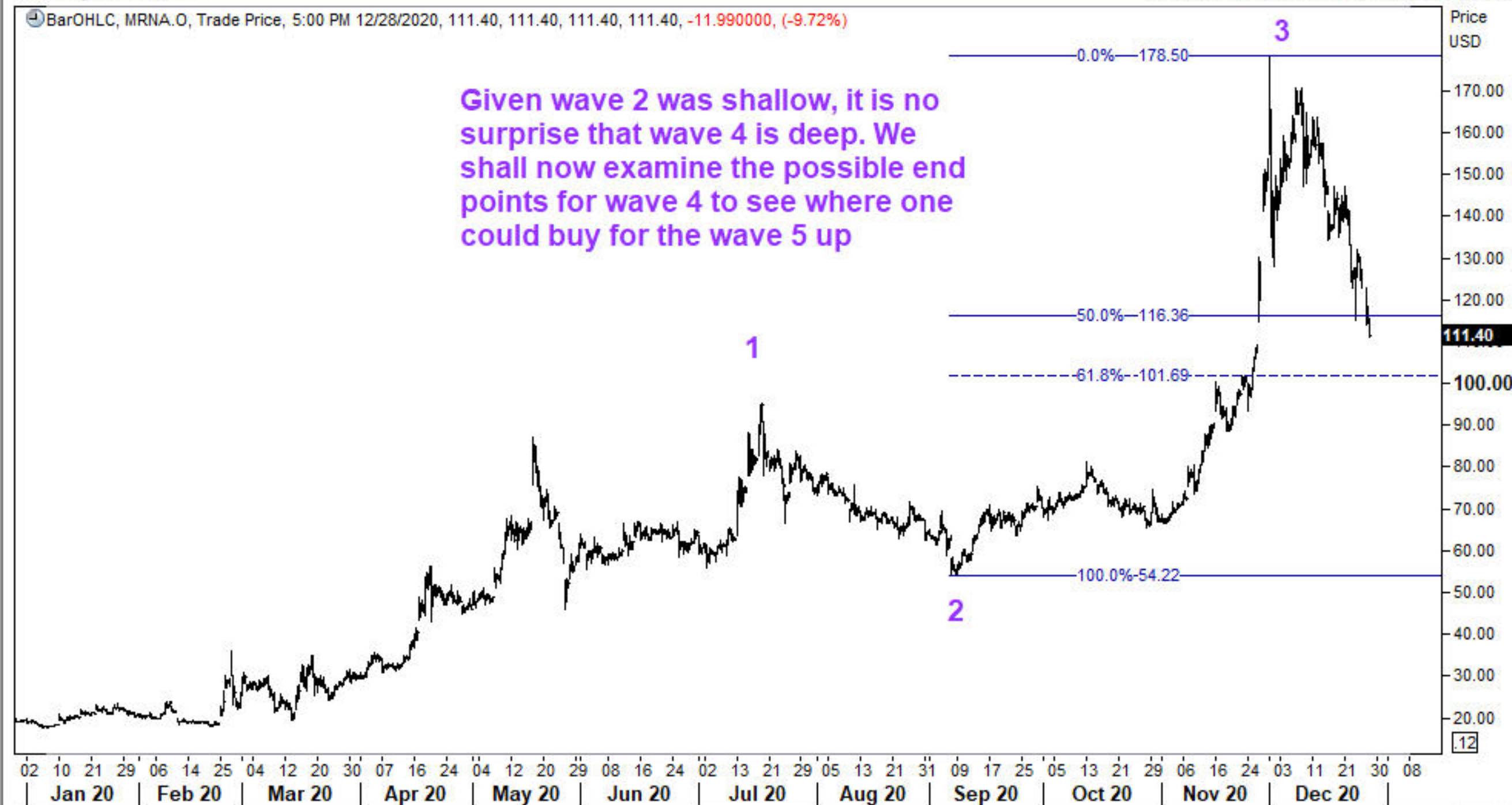


# Hourly MRNA.O

10:00 AM 12/30/2019 - 11:00 AM 1/18/2021 (EST)

BarOHLC, MRNA.O, Trade Price, 5:00 PM 12/28/2020, 111.40, 111.40, 111.40, 111.40, -11.990000, (-9.72%)

Given wave 2 was shallow, it is no surprise that wave 4 is deep. We shall now examine the possible end points for wave 4 to see where one could buy for the wave 5 up



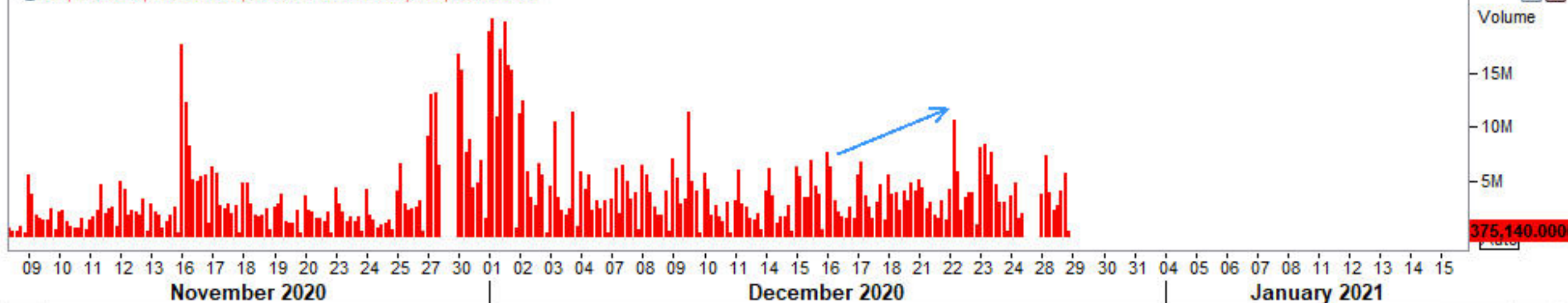
# Hourly MRNA.O

1:00 PM 11/6/2020 - 5:00 PM 1/15/2021 (EST)

BarOHLC, MRNA.O, Trade Price, 5:00 PM 12/28/2020, 111.40, 111.40, 111.40, 111.40, -11.990000, (-9.72%)



Vol, MRNA.O, Trade Price, 5:00 PM 12/28/2020, 375,140.000000





Hourly MRNA.O

1:00 PM 11/6/2020 - 5:00 PM 1/15/2021 (EST)

BarOHLC, MRNA.O, Trade Price, 5:00 PM 12/28/2020, 111.40, 111.40, 111.40, 111.40, -11.990000, (-9.72%)





# Hourly MRNA.O

1:00 PM 11/6/2020 - 5:00 PM 1/15/2021 (EST)

BarOHLC, MRNA.O, Trade Price, 5:00 PM 12/28/2020, 111.40, 111.40, 111.40, 111.40, -11.990000, (-9.72%)

Interestingly, a 138.2% projection target for wave C also comes very close to the 61.8% retracement of larger wave 3



# Daily MRNA.O

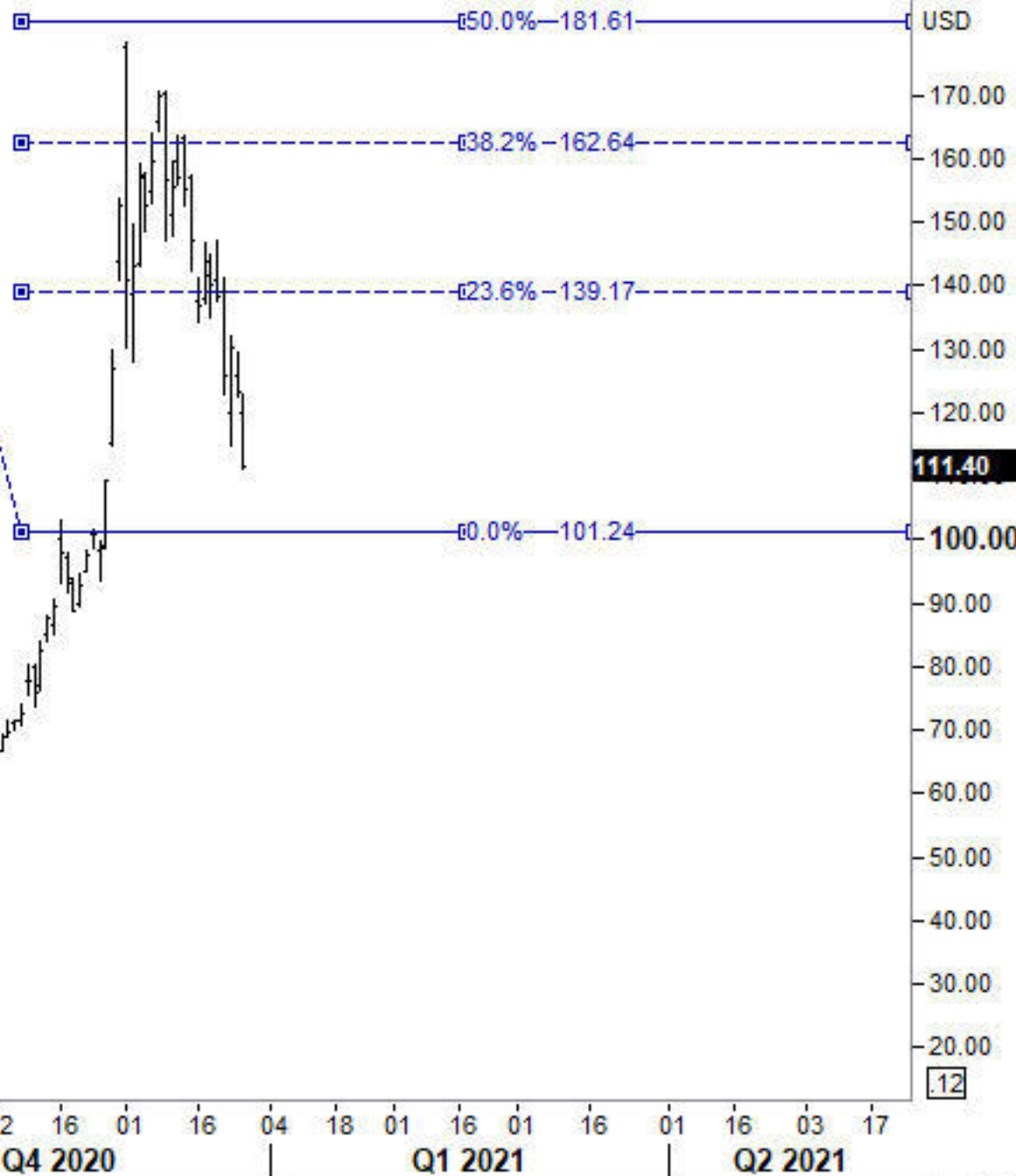
2/3/2020 - 5/25/2021 (EST)

BarOHLC, MRNA.O, Trade Price, 12/28/2020, 120.04, 122.88, 111.05, 111.40, N/A, N/A

If this analysis is correct, then the target for wave 5 will lie above \$181, which is a significant move.

Buying below 102 with a stop at 95 is a low risk trade considering the size of possible gains. We can, of course, raise the stops to breakeven once we see a decent move to the upside.

95.21 top of wave 1 is the farthest the correction should go.



**Statutory Declaration:**

I am a SEBI registered Investment Advisor and a SEBI registered Research Analyst. However, as you have not discussed your individual financial situation with me, you should not consider this Investment Idea/ Research as a recommendation to buy or sell the stock. Rather it is meant to guide you how to 'think' about such investments. I also do not own any stock in this company and do not hold any office that will award me a compensation from that company.

---