

GEN 20Oct2017a.jpg

GEN 20Oct2017b.jpg

GEN 20Oct2017c.jpg

GEN 20Oct2017d.jpg

GEN 20Oct2017e.jpg

GEN 20Oct2017f.jpg

GEN 20Oct2017g.jpg

GEN 20Oct2017h.jpg

GEN 20Oct2017i.jpg

GEN 20Oct2017j.jpg

GEN 20Oct2017k.jpg

GEN 20Oct2017l.jpg

GEN 20Oct2017m.jpg

SEBI- Statutory Declaration.docx

Daily GEN

10/22/2012 - 1/23/2018 (NYC)

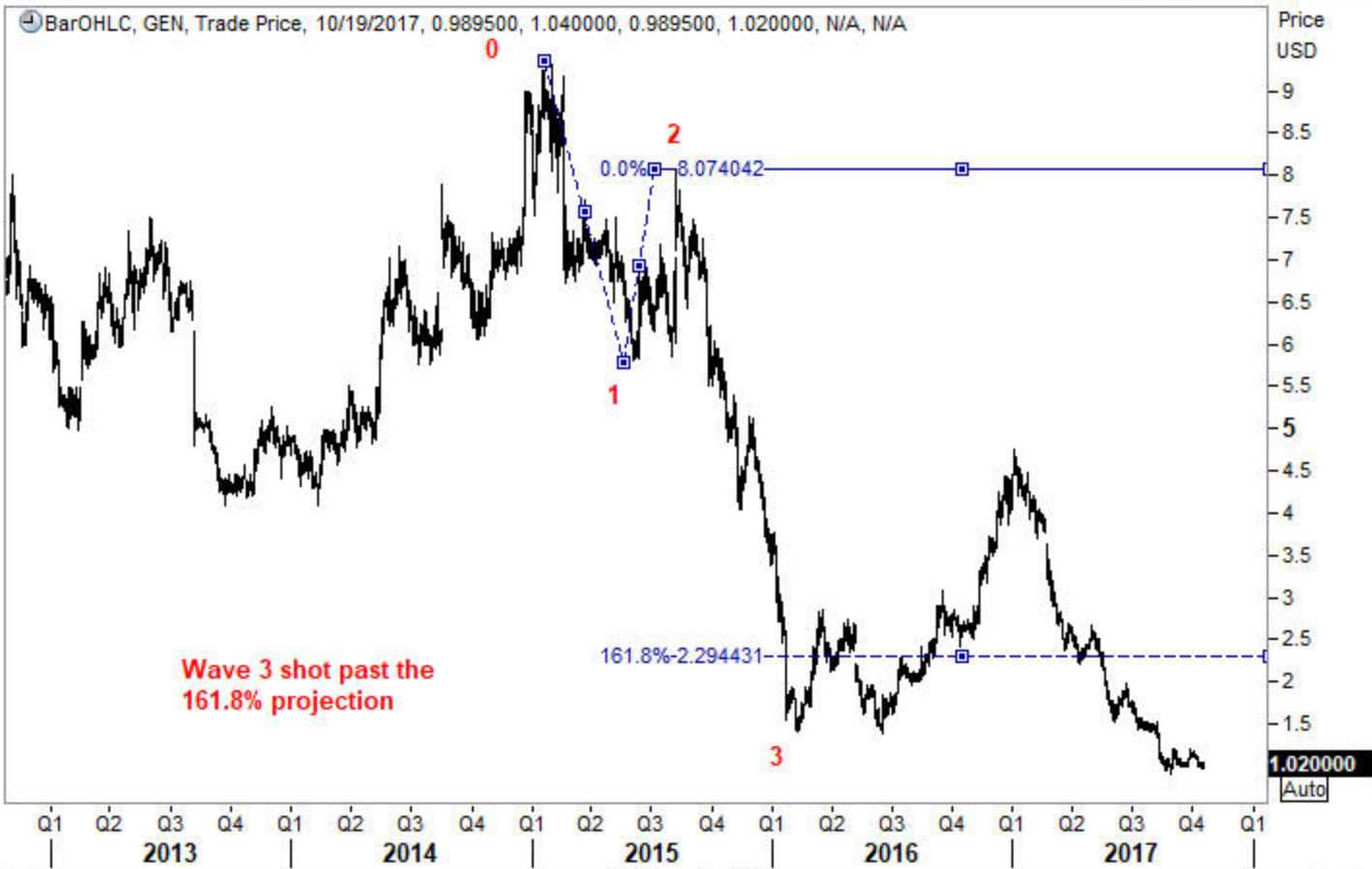


1.020000
Auto

Daily GEN

10/22/2012 - 1/23/2018 (NYC)

BarOHLC, GEN, Trade Price, 10/19/2017, 0.989500, 1.040000, 0.989500, 1.020000, N/A, N/A



Wave 3 shot past the 161.8% projection

1.020000

Auto

Daily GEN

10/22/2012 - 1/23/2018 (NYC)

BarOHLC, GEN, Trade Price, 10/19/2017, 0.989500, 1.040000, 0.989500, 1.020000, N/A, N/A

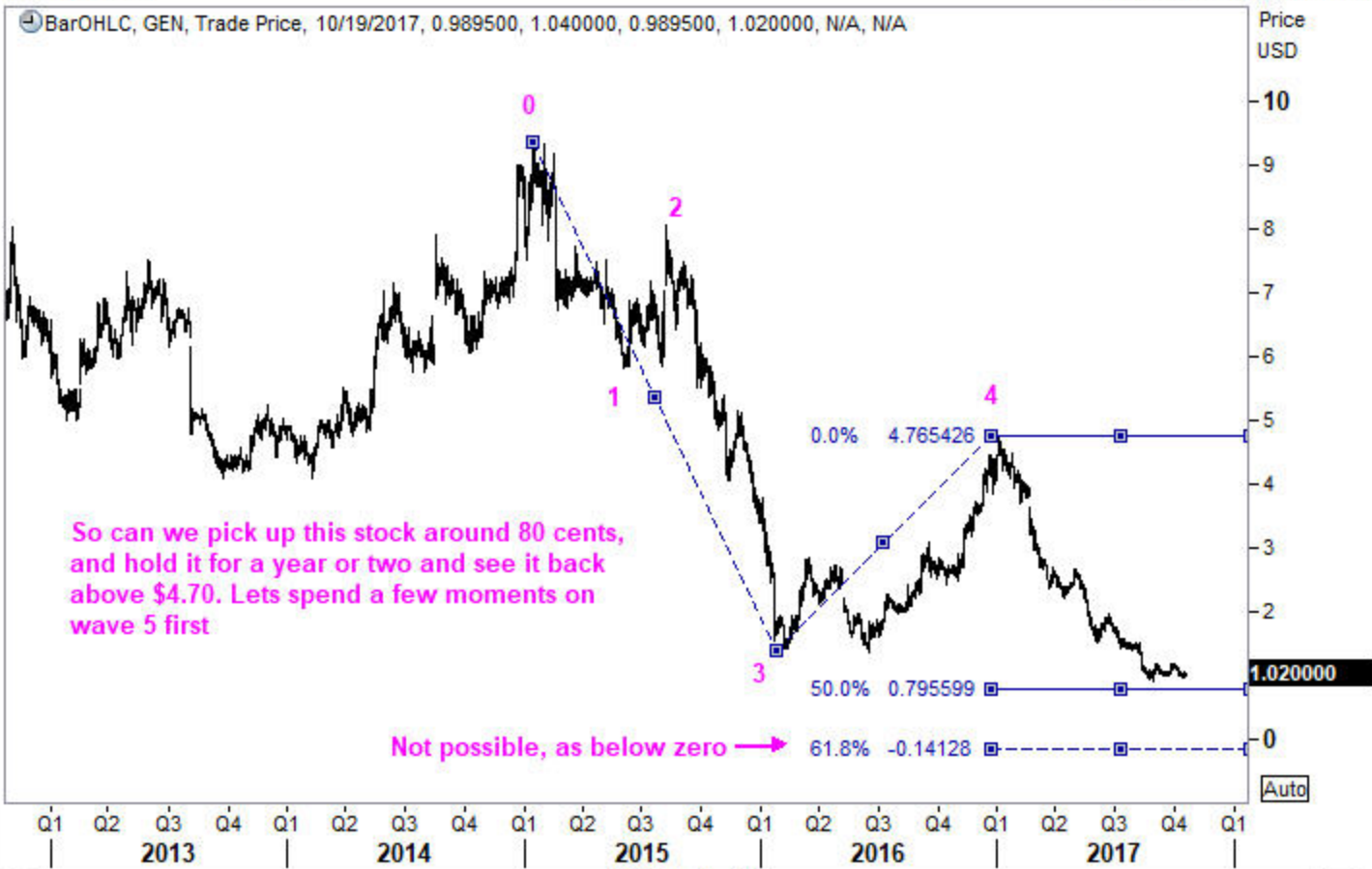


1.020000
[Auto]

Daily GEN

10/22/2012 - 1/23/2018 (NYC)

BarOHLC, GEN, Trade Price, 10/19/2017, 0.989500, 1.040000, 0.989500, 1.020000, N/A, N/A



So can we pick up this stock around 80 cents, and hold it for a year or two and see it back above \$4.70. Lets spend a few moments on wave 5 first

Not possible, as below zero →

Auto

Daily GEN

10/28/2016 - 11/21/2017 (NYC)

BarOHLC, GEN, Trade Price, 10/19/2017, 0.989500, 1.040000, 0.989500, 1.020000, N/A, N/A



1.020000

0

Auto

<< <

269 Data Period

> >>

Daily GEN

10/28/2016 - 11/21/2017 (NYC)

BarOHLC, GEN, Trade Price, 10/19/2017, 0.989500, 1.040000, 0.989500, 1.020000, N/A, N/A



1.020000

Auto

Daily GEN

10/28/2016 - 11/21/2017 (NYC)

BarOHLC, GEN, Trade Price, 10/19/2017, 0.989500, 1.040000, 0.989500, 1.020000, N/A, N/A



Daily GEN

8/24/2016 - 11/9/2017 (NYC)

BarOHLC, GEN, Trade Price, 10/19/2017, 0.989500, 1.040000, 0.989500, 1.020000, N/A, N/A



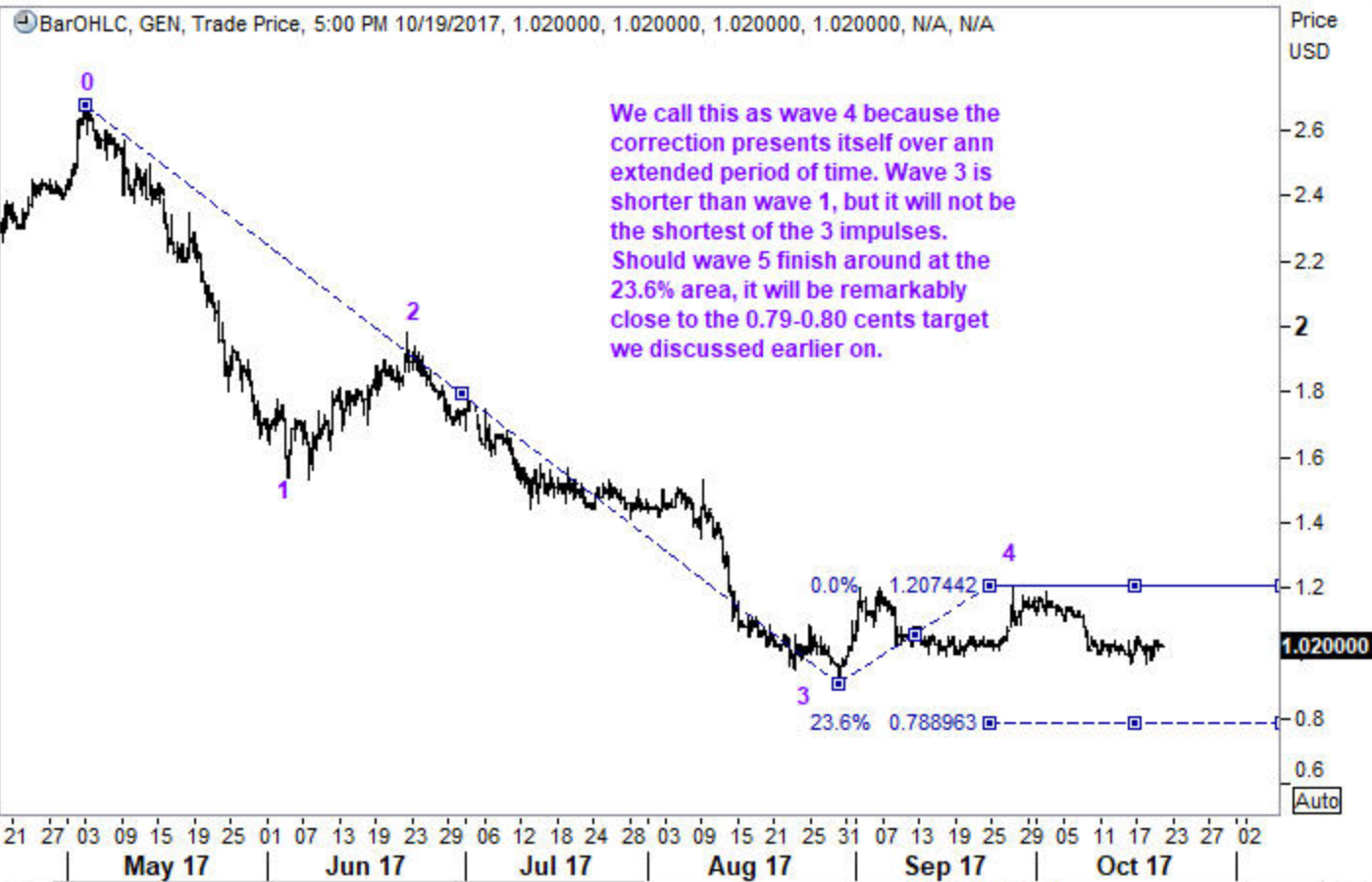
Hourly GEN

2:00 PM 4/7/2017 - 2:00 PM 10/31/2017 (NYC)



Hourly GEN

3:00 PM 4/19/2017 - 4:00 PM 11/7/2017 (NYC)



We call this as wave 4 because the correction presents itself over an extended period of time. Wave 3 is shorter than wave 1, but it will not be the shortest of the 3 impulses. Should wave 5 finish around at the 23.6% area, it will be remarkably close to the 0.79-0.80 cents target we discussed earlier on.

Hourly GEN

10:00 AM 10/20/2016 - 11:00 AM 11/8/2017 (NYC)

BarOHLC, GEN, Trade Price, 5:00 PM 10/19/2017, 1.020000, 1.020000, 1.020000, 1.020000, N/A, N/A

Price
USD
4.8
4.4
4
3.6
3.2
2.8
2.4
2
1.6
1.2
1.020000
0.8
Auto

So how do we play this stock? First, look at it just **once a week**, during the weekend, to see if we are getting a rally that takes out the tops shown by the red line. Then check how low we have been. If it has been to one of the levels we have discussed, then that is our first clue to get ready for action. We will then wait for a reasonable pull back and buy for the medium term because, eventually this stock will attempt the \$4.70 levels.

Investing should not be stressful. If we can plan ahead and be patient, then a lot of money can be made without sweating. Of course, if one is impatient, he will have to look elsewhere.



2122 Data Period

> >>

- Overview
- News
- Price & Charts
- Estimates
- Financials
- ESG
- Events
- Ownership
- Debt
- Peers
- Derivatives
- Filings
- ...

BUSINESS SUMMARY >

Genesis Healthcare, Inc. is a holding company that provides post-acute care. The Company operates through three segments: inpatient services, which includes the operation of skilled nursing facilities and assisted or senior living facilities; rehabilitation therapy services, which includes its integrated and third-party rehabilitation and respiratory therapy services, and all other services. As of December 31, 2016, the Company offered inpatient services through its network of 499 skilled nursing and assisted/senior living facilities across 34 states, consisting of 473 skilled nursing facilities and 26 stand-alone assisted/senior living facilities. Its services focus primarily on the medical and physical issues facing elderly patients and are provided by its skilled nursing companies, assisted or senior living communities, integrated and third-party rehabilitation therapy business, and other ancillary services.

PRICE PERFORMANCE >

Open	
Prev. Close	1.020000
Bid / Ask	
VWAP	--
Turnover	
Volume	
Short Interest	--
YTD	-76.00%
Beta (2Y Weekly)	1.86
Mkt Cap - Default	A micro cap company USD 159.45M
PE (LTM)	--
Div Yield	--



- Today
- 5D
- 3M
- 6M
- 1Y
- 5Y
- No Benchmark



Next Earn Report: 02-Nov-2017



Source: Thomson Reuters

OWNERSHIP SUMMARY OWNS

- Overview
- News
- Price & Charts
- Estimates
- Financials
- ESG
- Events
- Ownership
- Debt
- Peers
- Derivatives
- Filings

OWNERSHIP SUMMARY

Send us feedback

Primary Exchange: NO MARKET (EG, UNLISTED)	Free Float: 56,827,256	Free Float %: 69.12%	Shares Outstanding: 156,321,581	Strategic Entities Ownership %: 16.24%	Market Capitalization (M USD): 159.45
---	---------------------------	-------------------------	------------------------------------	---	--

TOP INVESTORS (AS OF LATEST FILING) View All

1	Neuberger Issac M	Turnover: 12.30% 10.11M shares 31-07-2017 Unchanged	LOW
2	Columbia Pacific Advisors, LLC	7.80% 6.41M shares 30-06-2017 +1.12M shares	MOD
3	Fishman (Steven E)	6.73% 5.53M shares 31-07-2017 -11.95M shares	LOW
4	Reis (David A)	4.40% 3.61M shares 31-07-2017 -0.05M shares	LOW
5	Hightower Advisors, LLC	4.00% 3.29M shares 30-06-2017 Unchanged	LOW
6	BlackRock Institutional Trust Company, N.A.		LOW



RECENT ACTIVITY

BUYS		Activity Details	SELLS		Activity Details
Investor Name	Value	Shares	Investor Name	Value	Shares
Columbia Pacific Advis...	+1.12M	█	Fishman (Steven E)	-11.95M	█
JP Morgan Asset Mana...	+0.26M	█	The Vanguard Group, L...	-0.29M	█
Deutsche Asset Manag...	+0.23M	█	Hager (George V Jr)	-0.24M	█
Renaissance Technolo...	+0.18M	█	Dimensional Fund Advi...	-0.13M	█
First Washington Corp...	+0.18M	█	Citadel LLC	-0.12M	█

BREAKDOWN (AS OF LATEST FILING)

Type	Style	Location	Rotation	Turnover
INSTITUTIONS			110	28.98%
Investment Managers			97	28.43%

Statutory Declaration:

I am a SEBI registered Investment Advisor and a SEBI registered Research Analyst. However, as you have not discussed your individual financial situation with me, you should not consider this Investment Idea/ Research as a recommendation to buy or sell the stock. Rather it is meant to guide you how to 'think' about such investments. I also do not own any stock in this company and do not hold any office that will award me a compensation from that company.
