

Hourly GOLD.O

2:00 PM 6/1/2016 - 10:00 AM 12/1/2016 (EST)

BarOHLC, GOLD.O, Trade Price, 3:00 PM 11/21/2016, 74.33, 74.38, 74.29, 74.37,
+2.18, (+3.03%) D



Wave 2 = 61.8% of wave 1

74.37

Auto

1021 Data Period

Hourly GOLD.O

2:00 PM 6/1/2016 - 10:00 AM 12/1/2016 (EST)

BarOHLC, GOLD.O, Trade Price, 3:00 PM 11/21/2016, 74.33, 74.50, 74.29, 74.49, +2.30, (+3.19%)



**wave 3 = just a tad over
161.8% of wave 1**

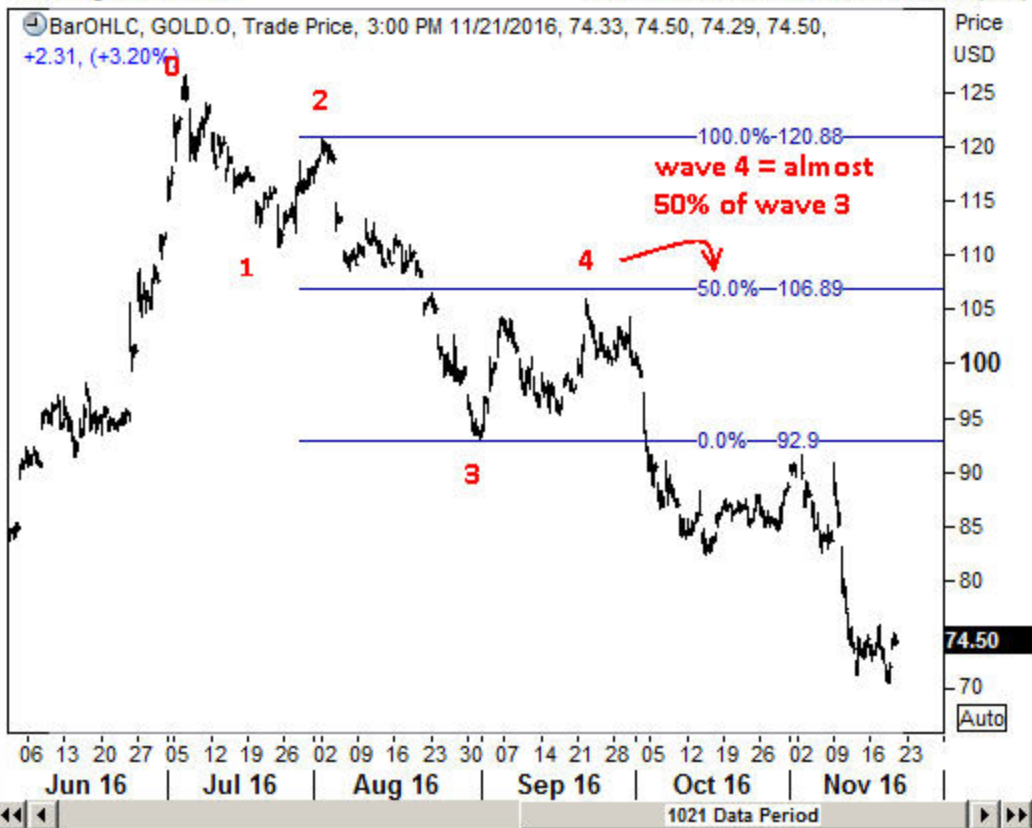
74.49

Auto

Hourly GOLD.O

2:00 PM 6/1/2016 - 10:00 AM 12/1/2016 (EST)

BarOHLC, GOLD.O, Trade Price, 3:00 PM 11/21/2016, 74.33, 74.50, 74.29, 74.50, +2.31, (+3.20%)



Hourly GOLD.O

2:00 PM 6/1/2016 - 10:00 AM 12/1/2016 (EST)

BarOHLC, GOLD.O, Trade Price, 3:00 PM 11/21/2016, 74.33, 74.50, 74.29, 74.49, +2.30, (+3.19%)



Have we seen the end of an extended wave 5 at equality measure to 0-3?

100.0% 71.92

74.49

Auto

Hourly GOLD.O

2:00 PM 9/20/2016 - 5:00 PM 11/23/2016 (EST)

BarOHLC, GOLD.O, Trade Price, 3:00 PM 11/21/2016, 74.33, 74.50, 74.29, 74.49, +2.30, (+3.19%)

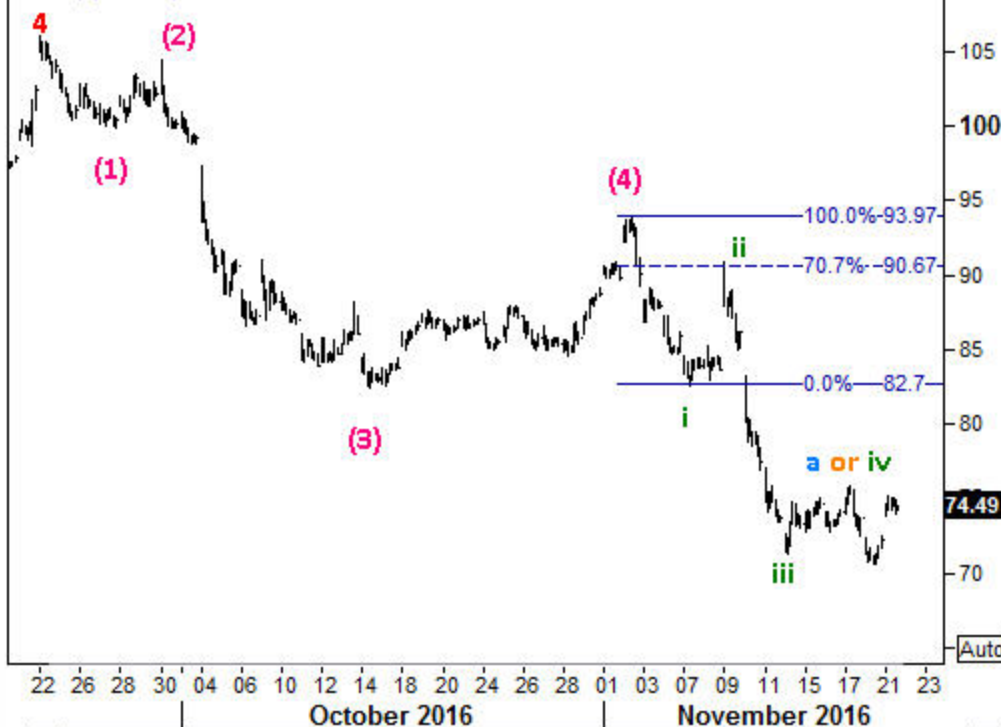


Hourly GOLD.O

2:00 PM 9/20/2016 - 5:00 PM 11/23/2016 (EST)

BarOHLC, GOLD.O, Trade Price, 3:00 PM 11/21/2016, 74.33, 74.59, 74.29, 74.49, +2.30, (+3.19%)

Price USD



22 26 28 30 04 06 10 12 14 18 20 24 26 28 01 03 07 09 11 15 17 21 23

October 2016

November 2016

Auto

372 Data Period

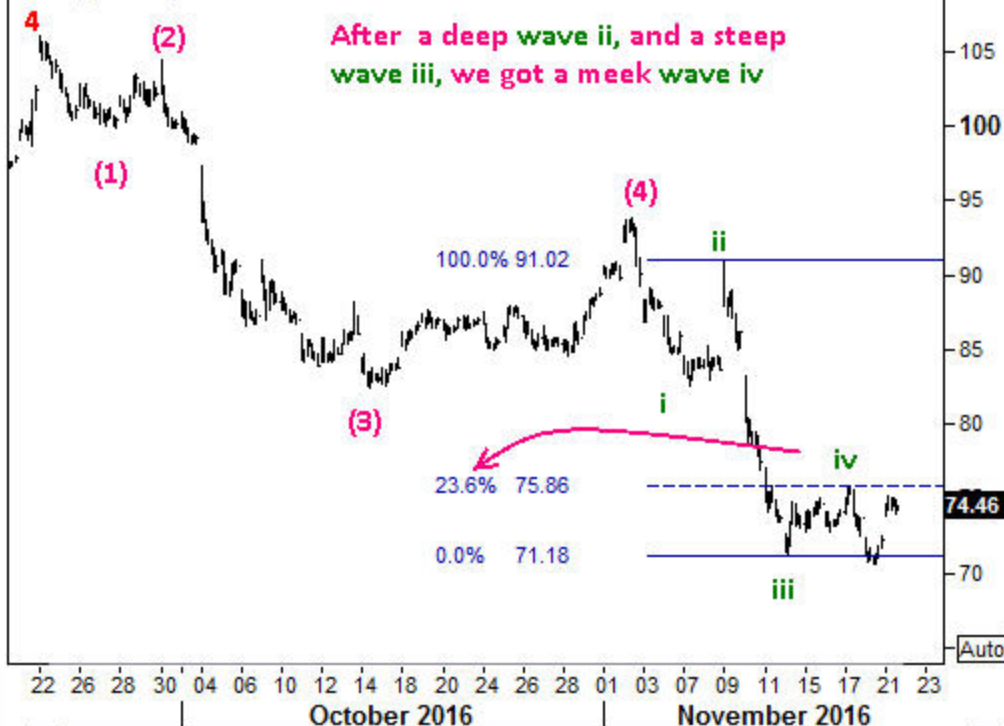


Hourly GOLD.O

2:00 PM 9/20/2016 - 5:00 PM 11/23/2016 (EST)

BarOHLC, GOLD.O, Trade Price, 3:00 PM 11/21/2016, 74.33, 74.59, 74.29, 74.46, +2.27, (+3.14%)

Price USD



Auto

Hourly GOLD.O

4:00 PM 9/15/2016 - 2:00 PM 12/13/2016 (EST)

BarOHLC, GOLD.O, Trade Price, 3:00 PM 11/21/2016, 74.33, 74.60, 74.29, 74.60, +2.41, (+3.34%)

Price USD



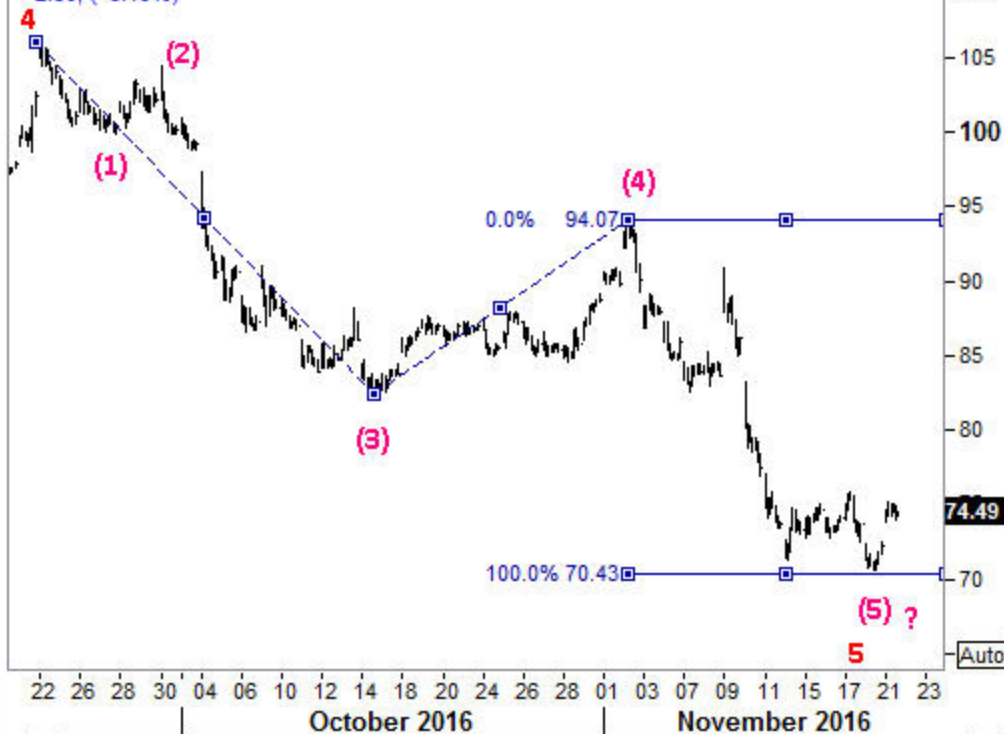
Could it be that we got a miniature wave v to complete the entire five wave downmove? Take a look at the next chart and we will gain more confidence in that view.

Hourly GOLD.O

2:00 PM 9/20/2016 - 5:00 PM 11/23/2016 (EST)

BarOHLC, GOLD.O, Trade Price, 3:00 PM 11/21/2016, 74.33, 74.50, 74.29, 74.49, +2.30, (+3.19%)

Price USD



Auto

30 Minutes GOLD.O

3:00 PM 10/25/2016 - 1:00 PM 12/6/2016 (EST)

BarOHLC, GOLD.O, Trade Price, 3:00 PM 11/21/2016, 74.42, 74.43, 74.30, 74.31, +2.12, (+2.94%)

Price USD

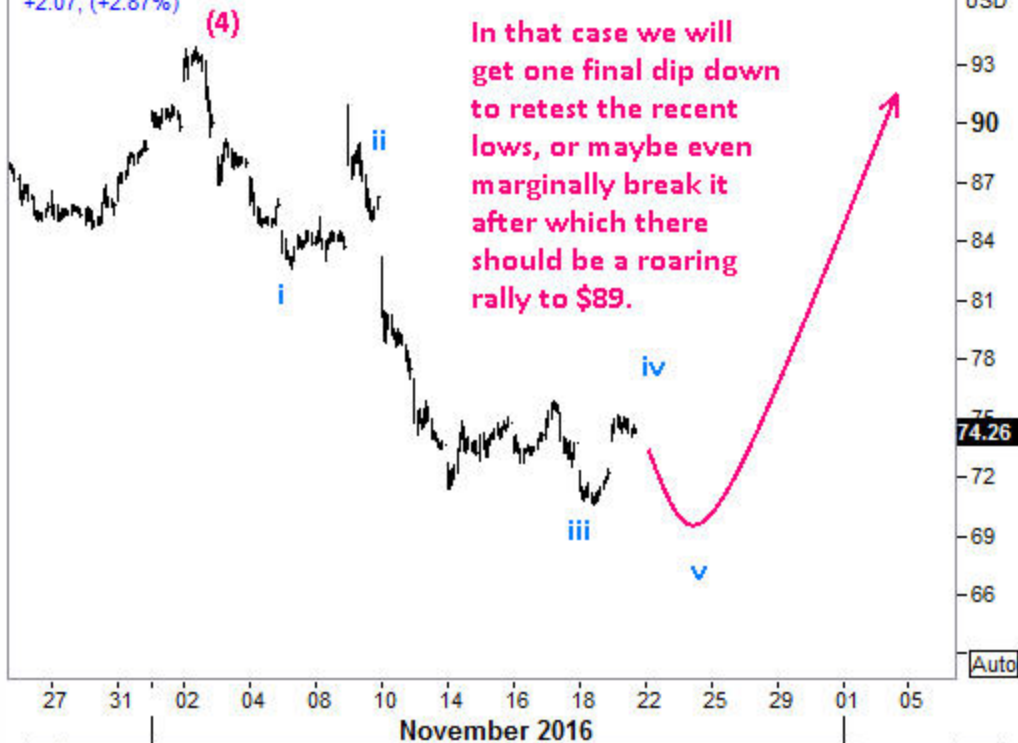


30 Minutes GOLD.O

3:00 PM 10/25/2016 - 1:00 PM 12/6/2016 (EST)

BarOHLC, GOLD.O, Trade Price, 3:00 PM 11/21/2016, 74.42, 74.43, 74.26, 74.26, +2.07, (+2.87%)

Price USD



74.26

72

69

66

Auto

November 2016

403 DP

▶▶▶

30 Minutes GOLD.O

3:00 PM 10/25/2016 - 1:00 PM 12/6/2016 (EST)

BarOHLC, GOLD.O, Trade Price, 3:00 PM 11/21/2016, 74.42, 74.43, 74.26, 74.26, +2.07, (+2.87%)

Price USD



All too often in my career
I have missed out a big
move wanting to fine
tune it to the last cent.
We are now around \$74.
There is a \$15 move
potential to the upside.

So maybe we should start buying in stages starting NOW,
and all the way down to recent low. No stops on this.